

Automated Import Reference System (AIRS)

Automated Import Reference System (AIRS) is an important tool used by the CBSA, customs brokers and importers to determine CFIA requirements for imported goods. This tool can be found online on the following website: https://airs-sari.inspection.gc.ca/airs_external/english/decisions-eng.aspx

By answering a series of questions in the AIRS program, you can see the import requirements and regulations for a particular good regulated by the CFIA.

Let's find out what is required to import Gala Apples, from the state of Washington, for human consumption. The HS Code is 0808.10.10.97.



There are two different ways to search import requirements for imported goods on AIRS:

1 Find by Commodity:

Ensure at least one check box has been selected. *Required
When doing a search by HS Code, use only the first six digits. *Required

HS Description HS Code Alternate Description Key Words Latin Names

[Help](#)

2 Select by Drill-down:

Please select HS Code Level 1. Use the 'Go' button to continue.

On “**Find by Commodity**” you can look for a specific HS description, HS code, key words or even Latin names for the goods. In our example we would just write “apples” or enter the HS Code.

By searching for the HS Code 0808101097, AIRS will show a list of options for you to narrow your search results, like the following picture:

Search Results:

7 Search Results for: 0808101097

Description

The Search Results table consists of 3 Columns. The first column contains HS Code, a number representing the Harmonized System Code. The second column contains Descriptions. The third column contains view buttons. Each row represents one search result. To select a search result, use the "View" button in the third column.

HS Code	Description	Select:
080810000000	Apples (fresh)	<input type="button" value="View"/>
080810400000	Apples (fresh) (Malus spp.) - Organic	<input type="button" value="View"/>
080810400100	Apples (fresh) (Malus spp.)	<input type="button" value="View"/>
080810400200	Crabapples (fresh)	<input type="button" value="View"/>
080810400201	Crabapples (fresh)	<input type="button" value="View"/>
080810400202	Crabapples (fresh) - Organic	<input type="button" value="View"/>
080810400400	Apples minimally transformed (cut, peeled, sliced, etc.)	<input type="button" value="View"/>

Choose your option according to the description and click on the corresponding "View" button. Note that if you choose the first option "Apples (fresh)", you will have to choose among fresh apples, crabapples and minimally transformed (cut, sliced, etc) apples, and between organic or regular apples. Those characteristics are used to determine the OGD (Other Government Department) code.

On "Select by Drill-down", the alternate way you can search for a commodity on AIRS, you will select the HS code manually, choosing each level then pressing the 'Go' button to continue. In our example, we would first choose *08__Edible fruits and nuts; peel of citrus fruit or melons* as the level 1 (Chapter 08 of the Customs Tariff book).

Import Requirements

01__Live animals
02__Meat and Edible Meat Offal
03__Fish and crustaceans, molluscs and other aquatic invertebrates
04__Dairy produce; birds' eggs; natural honey; edible products of animal origin, not elsewhere specified or included
05__Products of animal origin, not elsewhere specified or included
06__Live trees and other plants; bulbs, roots and the like; cut flowers and ornamental foliage
07__Edible vegetables and certain roots and tubers
08__Edible fruits and nuts; peel of citrus fruit or melons
09__Coffee, tea, maté and spices
10__Cereals
11__Products of the milling industry; malt; starches; inulin; wheat gluten
12__Oil seeds and oleaginous fruits; miscellaneous grains, seeds and fruit; industrial or medicinal plants; straw and fodder
13__Lac; gums, resins and other vegetable saps and extracts
14__Vegetable plaiting materials; vegetable products not elsewhere specified or included
15__Animal or vegetable fats and oils and their cleavage products; prepared edible fats; animal or vegetable waxes
16__Preparations of meat, of fish, crustaceans, molluscs or other aquatic invertebrates, or of insects
17__Sugars and sugar confectionery

Next is the level 2, we would choose option *08__Apples, pears and quinces, fresh:*

Select by Drill-down:

Please select HS Code Level 2. Use the 'Go' button to continue.

08__Apples, pears and quinces, fresh

01__Coconuts, Brazil nuts and cashew nuts, fresh or dried, whether or not shelled or peeled.
02__Other nuts, fresh or dried, whether or not shelled or peeled
03__Bananas, including plantains, fresh or dried.
04__Dates, figs, pineapples, avocados, guavas, mangoes and mangosteens, fresh or dried.
05__Citrus fruit, fresh or dried
06__Grapes, fresh or dried
07__Melons (including watermelons) and papaws (papayas), fresh
08__Apples, pears and quinces, fresh
09__Apricots, cherries, peaches (including nectarines), plums and sloes, fresh.
10__Other fruit, fresh
11__Fruit and nuts, uncooked or cooked by steaming or boiling in water, frozen, whether or not containing added sugar or other sweetening matter
12__Fruit and nuts provisionally preserved, but unsuitable in that state for immediate consumption.
13__Fruit, dried, other than that of heading Nos. 08.01 to 08.06; mixtures of nuts or dried fruits of this Chapter
14__Peel of citrus fruit or melons (including watermelons), fresh, frozen, dried or provisionally preserved in brine, in sulphur water or in other preservative solutions

Next is the level 3, we would choose option *10__Apples (fresh)*:

Select by Drill-down:

Please select HS Code Level 3. Use the 'Go' button to continue.

10__Apples (fresh)

30__Pears
40__Quinces
08__Apples, pears and quinces, fresh

The next options determine the OGD extension of the apples. For OGD Extension Level 1, you get to choose among regular or organic apples, crabapples and minimally transformed apples:

Select by Drill-down:

Please select OGD Extension Level 1. Use the 'Go' button to continue.

4000__Apples (fresh) (Malus spp.) - Organic
4001__Apples (fresh) (Malus spp.)
4002__Crabapples (fresh)
4004__Apples minimally transformed (cut, peeled, sliced, etc.)
10__Apples (fresh)

In our example, we are looking for regular apples (4001). By clicking Go button, the next step is asking the Origin. Depending on the country, it will also ask the state, like the US. Our apples are from Washington.

Select by Drill-down:

Please select Origin Level 1. Use the 'Go' button to continue.

Africa
Antarctica
Asia
Europe
North America (excl. USA)
Oceania
South America (includes Central America)
United States
01__Strawberries, whole (Fragaria spp.)

Select by Drill-down:

Please select Origin Level 2. Use the 'Go' button to continue.

New Mexico

New York

North Carolina

North Dakota

Ohio

Oklahoma

Oregon

Pennsylvania

Rhode Island

South Carolina

South Dakota

Tennessee

Texas

Utah

Vermont

Virginia

Washington

West Virginia

Wisconsin

Wyoming

law, users
the [Nationa](#)

Next question is asking about the destination in Canada. Choose the province and click Go. In our example, our shipment is crossing at Kingsgate, in British Columbia.

Select by Drill-down:

Please select a Destination. Use the 'Go' button to continue.

British Columbia

Alberta

British Columbia

Manitoba

New Brunswick

Newfoundland and Labrador

Northwest Territories

Nova Scotia

Nunavut

Ontario

Prince Edward Island

Quebec

Saskatchewan

Yukon

The next question is regarding the End Use. Our apples are for Human Consumption:

Select by Drill-down:

Please select an End Use. Use the 'Go' button to continue.

Canadian goods returning to Canada

Human consumption

In Transit through Canada to a third country

In transit through Canada to the US

Other end uses

Samples for testing

Show or exhibition

Travellers & Personal use and not for resale or distribution

01 Strawberries, whole (Fragaria spp.)

There's one more question regarding miscellaneous options, so you get to choose between a container weighting less than 200 kg and more than 200 kg. In our example, it is less than 200 kg:

Select by Drill-down:

Please select one of the miscellaneous options. Use the 'Go' button to continue.

Container weighing less than 200 kg
Container weighing more than 200 kg
08 Edible fruits and nuts; peel of citrus fruit or melons

Go

On the next page you will be able to see a summary of requirements:

Electronic Data Interchange (EDI)

Instructions for EDI Users

To submit using the Integrated Import Declaration (IID) service option use the "IID" button.

Once the button has been selected you will be shown the list of data elements required for the applicable EDI service option and any permits, certificates or declarations that are required for importing the shipment to Canada.

Integrated Import Declaration (IID)

Summary of Requirements

Import Details for Requirement : 65202 Version : 1

HS Description : 080810

08 Edible fruits and nuts; peel of citrus fruit or melons
08 Apples, pears and quinces, fresh
10 Apples (fresh)

OGD Extension : 400100

4001 Apples (fresh) (Malus spp.)

Origin : UWA

US United States
UWA Washington

Destination : BC

BC British Columbia

End Use : 08

08 Human consumption

Miscellaneous : 86

86 Container weighing less than 200 kg

Note that after the summary of requirements, there is the **Recommendations to CBSA / Documentation and Registration Requirements:**

Recommendations to CBSA/Documentation and Registration Requirements

Refer to CFIA-NISC (must be accompanied by the following documents\registrations):

- Phytosanitary Certificate
- USDA Inspection Certificate (FV-205, SC-205)
- Dispute Resolution Corporation (DRC) membership number
- Safe Food for Canadians Licence

That means that our apples can be imported into Canada, but CBSA needs to refer to CFIA-NISC to authorize it to cross the border. CFIA requires the documents and registrations listed above for Gala Apples. Here we can also find instructions for the Importer or Broker on how to obtain the required documents and licenses registrations.

For your entry in MSR, click on Integrated Import Declaration (IID) and you will see all the necessary information, like in the following picture:

HS Code: 080810
OGD Extension: 400100
Origin: US
State of Origin: WA
Destination: BC
End Use: 08
Miscellaneous: 86

Description

This table lists the mandatory codes and registration descriptions recommended for the IID transmission. Column one provides the code; column two provides the registration description for the code.

Inside the table, the code and registration data are subdivided under up to three sections. The first section will have the header Materialized LPCO (Image required). The second section will have the header Dematerialized LPCO (Image not required). The third section will have the header AIRS Registration.

Documentation and Registration Requirements

CODE	REGISTRATION
Materialized <u>LPCO</u> (Image Required)	
4	Phytosanitary Certificate
19	USDA Inspection Certificate (FV-205, SC-205)
Dematerialized <u>LPCO</u> (Image Not Required)	
65	Dispute Resolution Corporation (DRC) membership number
893	Safe Food for Canadians Licence

The next step is to enter that information in MSR, on **PGA Requirements** of the item. On **CFIA** part, on the right side, fill up the fields as follows:

AIRS Extension Code = OGD Extension (400100)

AIRS End Use = End Use (08 – Human Consumption)

AIRS Miscellaneous = Miscellaneous (86)

Destination Province = Destination (BC – British Columbia)

CFIA		Validate	Website
AIRS Extension Code	<input type="text" value="400100"/>		
AIRS End Use	<input type="text" value="08"/>		
AIRS Miscellaneous	<input type="text" value="86"/>		
Destination Province	<input type="text" value="BC - British Columbia"/>		

On the left side, for the **PGA** section, you have to fill the *Commodity Count* (number of boxes) and *Country of Origin*:

PGA	
Commodity Count	<input type="text" value="10"/> NO - Number
Country of Origin	<input type="text" value="UWA - United States (Washington)"/>
State of Origin	<input type="text" value="WA - Washington"/>

Next step is to attach the Documentation Requirements. In our example, there's Materialized LPCO, when an image document is required, and Dematerialized LPCO, when an image document is not required. This last one is usually a license number.

Documentation and Registration Requirements

CODE	REGISTRATION
Materialized LPCO (Image Required)	
4	Phytosanitary Certificate
19	USDA Inspection Certificate (FV-205, SC-205)
Dematerialized LPCO (Image Not Required)	
65	Dispute Resolution Corporation (DRC) membership number
893	Safe Food for Canadians Licence

We will start adding the Dematerialized LPCO. First, go to LINKED DOCUMENTS and click on Add (same process when adding Release Paperwork):

LINKED DOCUMENTS

Add

Delete

Send To CBSA

On Government Agency (LPCO), choose CFIA and the following screen will show up:

Add Document

Government Agency (LPCO)

CFIA

Document Description

File / Link Location

Choose File No file chosen

Include in Shipment

Is Inactive

LPCO REQUIREMENTS

LPCO Type Code *

Type or double-click for list

LPCO Reference Number *

LPCO Image URN

LPCO Issue Date

YYYY-MM-DD

LPCO Effective Date

YYYY-MM-DD

Expiry Date

YYYY-MM-DD

LPCO Country Of Origin

Type or double-click for list

Is Mixed

LPCO Country Of Issue

Type or double-click for list

LPCO Country Of Authentication

Type or double-click for list

LPCO Authorized Party

Type or double-click for list

LPCO Applicant

Type or double-click for list

Alternate Quota Quantity

0

Type or double-cl

LPCO Lines

Send to CBSA

Upload

Cancel

The circled fields are the ones that needed to be filled. There are **two** Dematerialized LPCOs to add that are mainly the same for produce shipments: **Dispute Resolution Council (DRC) Membership Number** and **Safe Food for Canadians Licence**.

- Check the Include in Shipment box
- LPCO Type Code: select code 65 - Dispute Resolution Council (DRC) Membership Number (Document Description will then populate automatically).
- LPCO Reference Number: the DRC Membership Number of the importer. Each importer has its own number. For Grocery People, it's 3854. For Fresh Forward, it's 1570.
- Lastly, click on Upload.

Edit Document Attachment ✕

Government Agency (LPCO)

Document Description

File / Link Location No file chosen

Include in Shipment

Is Inactive

LPCO REQUIREMENTS

LPCO Type Code *	<input type="text" value="65 - Dispute Resolution Council (DRC) Membership Number"/>		
LPCO Reference Number *	<input type="text" value="3854"/>		
LPCO Image URN	<input type="text"/>	<input type="checkbox"/>	
LPCO Issue Date	<input type="text" value="YYYY-MM-DD"/>		
LPCO Effective Date	<input type="text" value="YYYY-MM-DD"/>	Expiry Date	<input type="text" value="YYYY-MM-DD"/>
LPCO Country Of Origin	<input type="text" value="Type or double-click for list"/>	Is Mixed	<input type="checkbox"/>
LPCO Country Of Issue	<input type="text" value="Type or double-click for list"/>		
LPCO Country Of Authentication	<input type="text" value="Type or double-click for list"/>		
LPCO Authorized Party	<input type="text" value="Type or double-click for list"/>		
LPCO Applicant	<input type="text" value="Type or double-click for list"/>		
Alternate Quota Quantity	<input type="text" value="0"/>	<input type="text" value="Type or double-cl"/>	
LPCO Lines	<input type="text"/>		
Send to CBSA	<input type="checkbox"/>		

It's a similar process for the other Dematerialized LPCO:

- Check the Include in Shipment box
- LPCO Type Code: select code 893 - Safe Food for Canadians Licence (Document Description will then populate automatically).
- LPCO Reference Number: the SFC Licence of the importer. Each importer has its own licence number. For Grocery People, it's 7K9GPLLG. For Fresh Forward, it's 8W3JPKCV.
- Lastly, click on Upload.

Edit Document Attachment

Government Agency (LPCO)

Document Description

File / Link Location

Include in Shipment

Is Inactive

LPCO REQUIREMENTS

LPCO Type Code*

LPCO Reference Number*

LPCO Image URN

LPCO Issue Date

LPCO Effective Date Expiry Date

LPCO Country Of Origin Is Mixed

LPCO Country Of Issue

LPCO Country Of Authentication

LPCO Authorized Party

LPCO Applicant




Alternate Quota Quantity

LPCO Lines

Send to CBSA

To complete the requirements, let's now add the Materialized LPCO, where a document needs to be attached. For apples going to British Columbia, a Phytosanitary Certificate and a USDA Inspection Certificate are required. These documents should be provided to us by the shipper or the carrier. This is how a Phytosanitary Certificate looks like:

According to the Paperwork Reduction Act of 1995, an agency may not conduct or sponsor, and a person is not required to respond to, a collection of information unless it displays a valid OMB control number. The valid OMB control numbers for this information collection are 0579-0052 and 0094. The time required to complete this information collection is estimated to average 0.5 hours per response, including the time for reviewing instructions, searching existing data sources, gathering and maintaining the data needed, and completing and reviewing the collection of information. OMB Approved 0579-0052 and 0094

UNITED STATES DEPARTMENT OF AGRICULTURE ANIMAL AND PLANT HEALTH INSPECTION SERVICE PLANT PROTECTION AND QUARANTINE PHYTOSANITARY CERTIFICATE FOR REEXPORT		FOR OFFICIAL USE ONLY PLACE OF ISSUE Long Beach, California NO. F-F-06037-11512721-9-N	
TO: THE PLANT PROTECTION ORGANIZATION(S) OF Canada			
CERTIFICATION			
This is to certify that the plants or plant products described below were imported into the United States from (Country of origin) <u>Chile</u> covered by Phytosanitary Certificate <u>2298222</u> <u>2300766</u> <input type="checkbox"/> original <input checked="" type="checkbox"/> certified true copy of which is attached to this certificate. That they are <input checked="" type="checkbox"/> packed <input type="checkbox"/> repacked <input checked="" type="checkbox"/> in original <input type="checkbox"/> in new containers, that based on the <input checked="" type="checkbox"/> original Phytosanitary Certificate <input type="checkbox"/> and additional inspection, they are considered to conform with the current phytosanitary regulations of the importing country, and that during storage in the United States, the consignment has not been subjected to the risk of infestation or infection.			
DISINFESTATION AND/OR DISINFECTION TREATMENT			
1. DATE (1) March 14, 2023	2. TREATMENT Fumigation (See attached additional treatment)		
3. CHEMICAL (active ingredient) Methyl bromide	4. DURATION AND TEMPERATURE 3 Hours 40-49 °F		
5. CONCENTRATION 4 pounds / 1000 ft cubed	6. ADDITIONAL INFORMATION USDA-APHIS Treatment Schedule T101-h-2		
DESCRIPTION OF THE CONSIGNMENT			
7. NAME AND ADDRESS OF EXPORTER SIERRA PRODUCE 145 NORTH LEMON STREET ORANGE, California 92866		8. DECLARED NAME AND ADDRESS OF THE CONSIGNEE FRESH FORWARD INC 9910-69 AVENUE NORTH WEST EDMONTON, ALBERTA T6E 6G1 Canada	
9. NAME OF PRODUCE AND QUANTITY DECLARED (1) 342 Boxes Grape (Fruit) (2) 80 Boxes Grape (Fruit)		10. BOTANICAL NAME OF PLANTS (1) Vitis sp. (2) Vitis vinifera	
11. NUMBER AND DESCRIPTION OF PACKAGES (1) 342 CARDBOARD BOXES (2) 80 CARDBOARD BOXES		12. DISTINGUISHING MARKS (1) CNT# TRIU8876986 CAROLINA (2) None	
13. PLACE OF ORIGIN (1-2) Chile		14. DECLARED MEANS OF CONVEYANCE Truck Line	
		15. DECLARED POINT OF ENTRY EDMONTON, ALBERTA, CANADA	
WARNING: Any alteration, forgery, or unauthorized use of this phytosanitary certificate is subject to civil penalties of up to \$250,000 (7 U.S.C. Section 7734(b)) or punishable by a fine of not more than \$10,000, or imprisonment of not more than 5 years, or both (18 U.S.C. Section 1001).			
ADDITIONAL DECLARATION			
			
Page 1 of 2			
16. DATE ISSUED March 22, 2023	17. NAME OF AUTHORIZED OFFICER (Type or Print) Hai P. Le	18. SIGNATURE OF AUTHORIZED OFFICER <i>Hai P. Le</i>	
No liability shall attach to the USDA or to any officer or representative of the USDA with respect to this certificate.			

(Example of a Phytosanitary Certificate for Grapes from Chile)

The process to attach a document is as follow:

- Go to LINKED DOCUMENTS and click on Add (same process when adding Release Paperwork);
- On Government Agency (LPCO), choose CFIA;
- Choose the file (Phytosanitary Certificate);
- Check the Include in Shipment box
- LPCO Type Code: select code 4 - Phytosanitary Certificate (Document Description will then populate automatically);
- LPCO Reference Number: use the number from the certificate;
- LPCO Issue Date: use the date of the certificate;
- LPCO Effective Date: date of the certificate;
- Expiry Date: date of the certificate + 30 days;
- LPCO Lines: indicate the line numbers this LPCO would apply to (in case of multiple lines, separate them by comas without space i.e. 1,2,3,4);
- Check the Send to CBSA box (LPCO Image URN will populate automatically);
- Lastly, click on Upload.

UNITED STATES DEPARTMENT OF AGRICULTURE ANIMAL AND PLANT HEALTH INSPECTION SERVICE PLANT PROTECTION AND QUARANTINE		FOR OFFICIAL USE ONLY	
PHYTOSANITARY CERTIFICATE FOR REEXPORT		PLACE OF ISSUE Long Beach, California	
TO: THE PLANT PROTECTION ORGANIZATION(S) OF Canada		F-F-06037-11512721-9-N	
CERTIFICATION			
This is to certify that the plants or plant products described below were imported into the United States from (Country of origin) <u>Canada</u> covered by Phytosanitary Certificate <u>2208222</u> <u>2300766</u> original <input type="checkbox"/> certified true copy of which is attached to this certificate. That they are <input type="checkbox"/> packed <input type="checkbox"/> repacked <input type="checkbox"/> in original <input type="checkbox"/> in new containers, that based on the original Phytosanitary Certificate <input type="checkbox"/> and additional inspection, they are considered to conform with the current phytosanitary regulations of the importing country, and that during storage in the United States, the consignment has not been subjected to the risk of infestation or infection.			
DISINFESTATION AND/OR DISINFESTION TREATMENT			
1. DATE (1) March 14, 2023		2. TREATMENT Fumigation (See attached additional treatment)	

This is how it will look like when complete:

Add Document
✕

Government Agency (LPCO) CFIA

Document Description Phytosanitary Certificate

File / Link Location Choose File | Phyto 976.pdf

Include in Shipment

Is Inactive

LPCO REQUIREMENTS

LPCO Type Code * 4 - Phytosanitary Certificate

LPCO Reference Number * F-F-06037-11444636-9-N

LPCO Image URN 12237083799189

LPCO Issue Date 2023-03-14

LPCO Effective Date 2023-03-14 Expiry Date 2023-04-14

LPCO Country Of Origin Type or double-click for list Is Mixed

LPCO Country Of Issue Type or double-click for list

LPCO Country Of Authentication Type or double-click for list

LPCO Authorized Party Type or double-click for list

LPCO Applicant Type or double-click for list

Alternate Quota Quantity 0 Type or double-cl

LPCO Lines 1,2,3,4

Send to CBSA

Upload
Cancel

The process to attach this document is similar to the previous one, but we have to choose the correct LPCO Type Code:

- Go to LINKED DOCUMENTS and click on Add (same process when adding Release Paperwork);
- On Government Agency (LPCO), choose CFIA;
- Choose the file (USDA Inspection Certificate);
- Check the Include in Shipment box
- LPCO Type Code: select code 19 – USDA Inspection Certificate (Document Description will then populate automatically);
- LPCO Reference Number: use the number from the certificate;
- LPCO Issue Date: use the date of the certificate;
- LPCO Effective Date: date of the certificate;
- Expiry Date: date of the certificate + 30 days;
- LPCO Lines: indicate the line numbers this LPCO would apply to (in case of multiple lines, separate them by comas without space i.e. 1,2,3,4);
- Check the Send to CBSA box (LPCO Image URN will populate automatically);
- Lastly, click on Upload.

SPECIALTY CROPS PROGRAM EXPORT FORM CERTIFICATE								
W-1737917-8								
<small>NOTICE TO APPLICANT/SHIPPER: APPLES AND GRAPES: This certificate must accompany export shipments and be presented to the U.S. Customs and Border Protection Service (CBP). Electronically assigned version must be submitted with entry documents to CBP's Automated Commercial Environment (ACE) system. If the original does not accompany shipment and is not loaded to CBP's ACE system, the shipment may be denied exit from U.S. Commerce or placed under detention.</small>								
<small>SHIPMENTS TO CANADA: The original of this certificate must accompany regulated shipments and be presented to Canada Customs for entry. If the original does not accompany shipment, the shipment may be denied entry or placed under detention for failure to comply with Agriculture Canada's Fresh Fruit and Vegetable Regulations.</small>								
<small>WARNING: Any person who knowingly shall falsely make, issue, alter, forge, or counterfeit this certificate, or participate in any such actions, is subject to a fine of not more than \$1,000 or imprisonment for not more than one year, or both.</small>								
DATE CERTIFICATE ISSUED	0	7	2	6	2	2	COUNTRY OF DESTINATION	CANADA
APPLICANT/SHIPPER	GILBERT ORLANDO, INC.					CITY/STATE:	Yakima, WA	
RECEIVER:	Federated Co-Operatives Limited					CITY/PROVINCE/COUNTRY:	Edmonton, AB	
<input type="checkbox"/> CARRIER ID	See Remarks					CERTIFICATE/WORKSHEET NUMBER:	1961233(291-5)	
<input type="checkbox"/> PU No.:								

This is how it will look like when complete:

Edit Document Attachment

Government Agency (LPCO)	<input type="text" value="CFIA"/>
Document Description	<input type="text" value="USDA Inspection Certificate (FV-205)"/>
File / Link Location	<input type="text" value="USDA W-1737917-8.pdf"/> <input type="button" value="Choose File"/> <input type="text" value="No file chosen"/>
Include in Shipment	<input checked="" type="checkbox"/>
Is Inactive	<input type="checkbox"/>

LPCO REQUIREMENTS

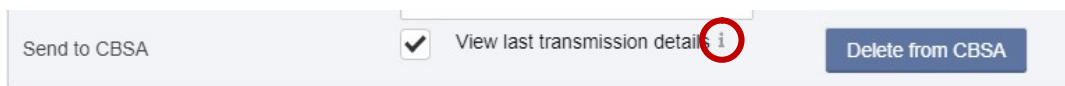
LPCO Type Code *	<input type="text" value="19 - USDA Inspection Certificate (FV-205)"/>	
LPCO Reference Number *	<input type="text" value="W-1737917-8"/>	
LPCO Image URN	<input type="text" value="12237167220817"/>	<input type="checkbox"/>
LPCO Issue Date	<input type="text" value="2022-07-26"/>	
LPCO Effective Date	<input type="text" value="2022-07-26"/>	Expiry Date <input type="text" value="2022-08-26"/>
LPCO Country Of Origin	<input type="text" value="Type or double-click for list"/>	Is Mixed <input type="checkbox"/>
LPCO Country Of Issue	<input type="text" value="Type or double-click for list"/>	
LPCO Country Of Authentication	<input type="text" value="Type or double-click for list"/>	
LPCO Authorized Party	<input type="text" value="Type or double-click for list"/>	
LPCO Applicant	<input type="text" value="Type or double-click for list"/>	
Alternate Quota Quantity	<input type="text" value="0"/>	<input type="text" value="Type or double-c"/>
LPCO Lines	<input type="text" value="1,4,6,7"/>	
Send to CBSA	<input checked="" type="checkbox"/> <input type="button" value="View last transmission details"/>	<input type="button" value="Delete from CBSA"/>

One last step is necessary after attaching your documents: send them to CBSA.

- Select the document you want to send to CBSA by checking the box beside its name;
- Click “Send to CBSA” and a message will pop up to confirm that the documents were transmitted successfully.

LINKED DOCUMENTS			
DOCUMENT DESCRIPTION	DOCUMENT FILE NAME	IS LPCO	INCLUDE IN SHIPMENT
<input type="checkbox"/> 65 - Dispute Resolution Council (DRC) Membership Number		✓	✓
<input checked="" type="checkbox"/> 4 - Phytosanitary Certificate	27895902.pdf	✓	✓
<input type="checkbox"/> Release Doc	Any Scanner_07_28_2022(1).pdf		
<input type="checkbox"/> 893 - Safe Food for Canadians Licence		✓	✓
<input checked="" type="checkbox"/> 19 - USDA Inspection Certificate (FV-205)	USDA W-1737917-8.pdf	✓ i	✓

It’s recommended to wait until your documents are accepted to send your entry to Across. To check the status, click on the document description to and then the icon “i” beside “View last transmission details”:



When it’s accepted, you’re good to send your shipment to Across.



Please note that there’s a difference between CFIA approving the goods & Customs waiting on CFIA approval. After an agent from CFIA carefully check and approve the required documents and licenses, we still need to wait until CBSA receives the approval in their system and show the shipment as cleared RNS – good to cross the border. This approval process can take a while and that happens very often at Kingsgate as the loads are close to the border.

Also, it’s important to note that the border of crossing can affect the CFIA requirements regarding documentation. For example, strawberries (0810109920) crossing at Coutts, in Alberta, would be a simple CFIA entry with only dematerialized LPCO:

Dematerialized LPCO (Image Not Required)	
65	Dispute Resolution Corporation (DRC) membership number
893	Safe Food for Canadians Licence

However, the same strawberries, when crossing at Kingsgate, in British Columbia, will require a Phytosanitary Certificate in addition to the DRC Membership Number and Safe Food for Canadians License:

HS Code: 081010
 OGD Extension: 100101
 Origin: US
 State of Origin: CA
 Destination: BC
 End Use: 08
 Miscellaneous:

Documentation and Registration Requirements

CODE	REGISTRATION
Materialized LPCO (Image Required)	
4	Phytosanitary Certificate
Dematerialized LPCO (Image Not Required)	
65	Dispute Resolution Corporation (DRC) membership number
893	Safe Food for Canadians Licence

That makes AIRS a very handy tool to find out what is required for the goods we want to clear crossing at a specific border.

Other Examples:

There are some other goods that are regulated by CFIA but do not require LPCO attachments. For example, a Door which HS Code is 9403910090:

Search Results:

4 Search Results for: 9403910090

Description

The Search Results table consists of 3 Columns. The first column contains HS Code, a number representing the Harmonized System Code. The second column contains Descriptions. The third column contains view buttons. Each row represents one search result. To select a search result, use the "View" button in the third column.

HS Code	Description	Select:
94039100000	Parts: Of wood	<input type="button" value="View"/>
940391013000	Articles without bark and made of processed wood materials (material subjected to conditions such as heat, glue, pressure or any combination thereof)	<input type="button" value="View"/>
940391013100	Articles without bark and made of unprocessed wood materials	<input type="button" value="View"/>
940391013200	Articles with bark	<input type="button" value="View"/>

Next we will get to choose the OGD Extension Level 1. We have to choose among articles without bark made of processed wood materials and unprocessed wood materials and articles with bark.

Select by Drill-down:

Please select OGD Extension Level 1. Use the 'Go' button to continue.

0130__Articles without bark and made of processed wood materials (material subjected to conditions such as heat, glue, pressure or any	Go
0130__Articles without bark and made of processed wood materials (material subjected to conditions such as heat, glue, pressure or any combination thereof)	
0131__Articles without bark and made of unprocessed wood materials	
0132__Articles with bark specified or included; illuminated signs, illuminated name plates and the like; prefabricated buildings	

Most of the wood articles our Frontier clients import are without bark and made of processed wood materials, that are subject to conditions such as heat, glue, pressure or any combination thereof, so we will select that option and click Go.

For this commodity, there's no need to inform Country of Origin or End Use, so the next page will show the requirements to import it. Before clicking on Integrated Import Declaration (IID) button, note that the section of Recommendations to CBSA is "Approved" for this commodity:

Recommendations to CBSA/Documentation and Registration Requirements

Approved

There are also instructions for the Importer or Broker, such as the conditions of import:

Importer / Broker Instructions

CONDITIONS OF IMPORT

Completely finished wooden furniture must meet the following conditions:

1. free of pests and signs of living pests; and
2. dried (i.e moisture content of less than 8%), and
3. bark free

To find out the information for your MSR entry, click on the IID button:

Integrated Import Declaration (IID)

[Sign up to get AIRS Updates by e-mail](#)

[Transfer to AIRS User Guide](#)

HS Code: 940391
OGD Extension: 013000
Origin:
State of Origin:
Destination:
End Use:
Miscellaneous:

For this kind of door, only an OGD Extension (013000) needs to be added to CFIA portion of your entry:

CFIA	
AIRS Extension Code	<input type="text" value="013000"/>
AIRS End Use	<input type="text"/>
AIRS Miscellaneous	<input type="text"/>
Destination Province	<input type="text" value="Type or double-click for list"/>

It's important to notice that there are some kinds of goods that will have "Refuse Entry" as a recommendation from CFIA to CBSA. That means such goods cannot be imported into Canada at all, they are considered prohibited goods. Let's check out an example: live pure-bred breeding swine from Bangladesh, HS Code 010310:

Recommendations to CBSA/Documentation and Registration Requirements

Refuse Entry

Importer / Broker Instructions

DOCUMENTATION INSTRUCTIONS

The import of these animals from this/these countries is currently prohibited. A risk assessment may be required before the development of import conditions could be considered. If you wish more information on the risk assessment process, please contact your nearest CFIA Import Office.

Practicing with other CFIA examples

Here are some more examples of CFIA regulated HS codes we use regularly, that you can practice looking up to familiarize yourself with AIRS.

Simple

Batten – HS Code: 4421999090 (Part# 0316979)

Chair – HS Code: 9401611010 (Part# 1071490) *no OGD Code, but CFIA regulated

Dematerialized LPCO (Image Not Required)

Organic Baby Spinach – HS Code: 0709700011 (Part# EB ORG BABY SPIN)

Snow Peas – HS Code: 0708109920 (Part# MP SNOW PEAS)

Oranges – HS Code: 0805100090 (Part# BR NAVEL ORANGE UCA)

LPCO (imaging)

Strawberries crossing at Kingsgate – HS Code: 0810109920 (Part# DR STRAWBERR UCA AB)

Potatoes – HS Code: 0701900020 (Part# RUSSET POTATOES UWA)

Grapes from Chile – HS Code: 0806109900 (Part# GRAPES CL)